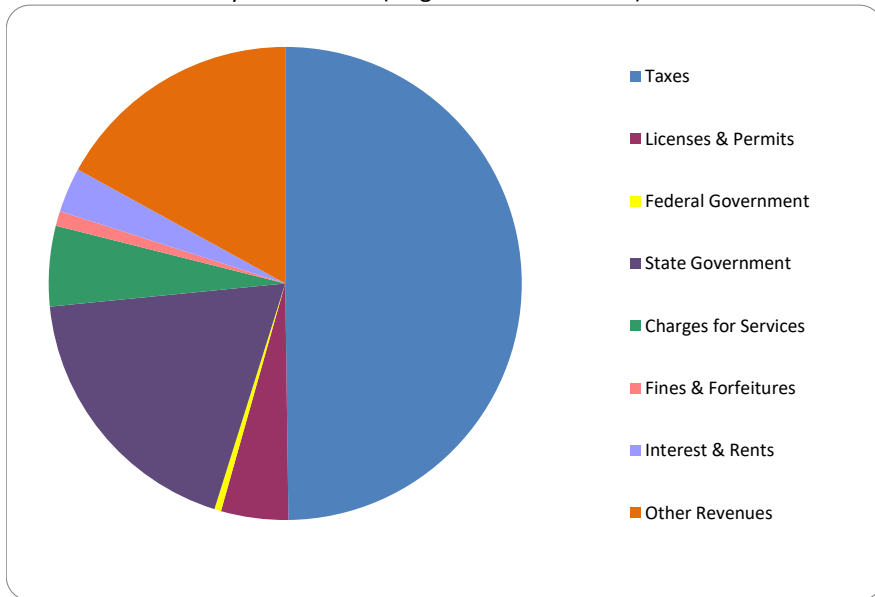


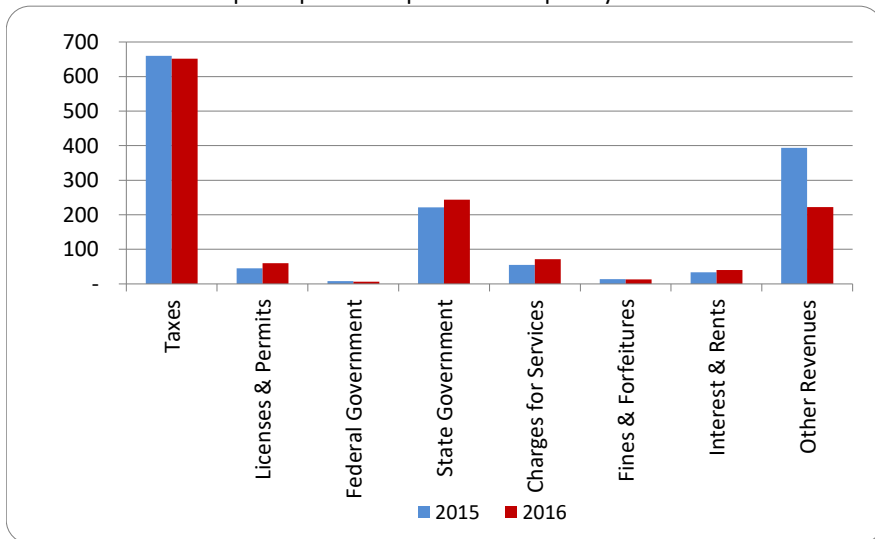
1. Where our money comes from (all governmental funds)



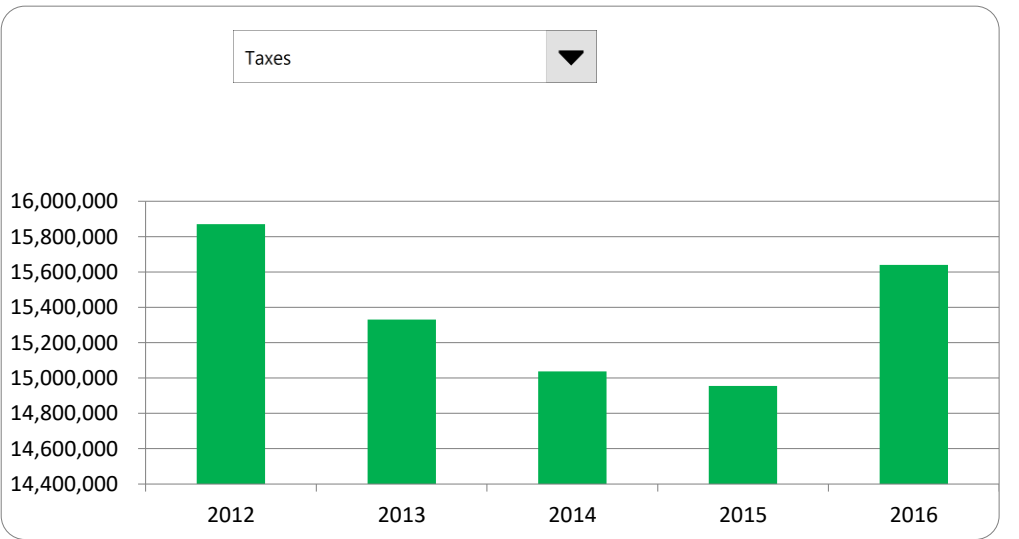
2. Compared to the prior year

	2015	2016	% change
Taxes	\$ 14,955,630	\$ 15,640,697	4.58%
Licenses & Permits	1,024,583	1,443,847	40.92%
Federal Government	189,307	144,653	-23.59%
State Government	5,026,224	5,843,255	16.26%
Local Contributions	-	-	N/A
Charges for Services	1,250,000	1,724,006	37.92%
Fines & Forfeitures	316,652	318,087	0.45%
Interest & Rents	762,778	961,289	26.02%
Other Revenues	8,918,166	5,341,404	-40.11%
Total Revenues	\$ 32,443,340	\$ 31,417,238	-3.16%

3. Revenue sources per capita - compared to the prior year



4. Historical trends of individual sources



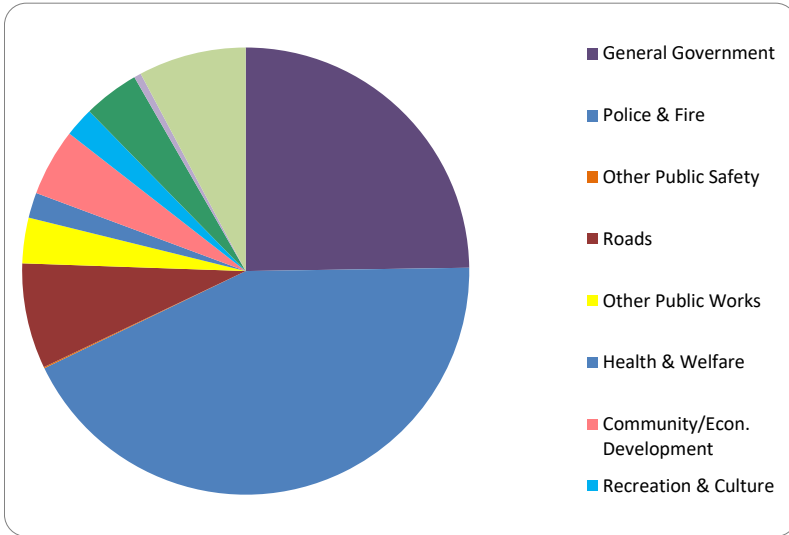
Commentary:

For more information on our unit's finances, contact Kim Wickenheiser at 248-364-6826.

CITIZEN'S GUIDE TO LOCAL UNIT FINANCES - City of Auburn Hills (63-2005)

EXPENDITURES

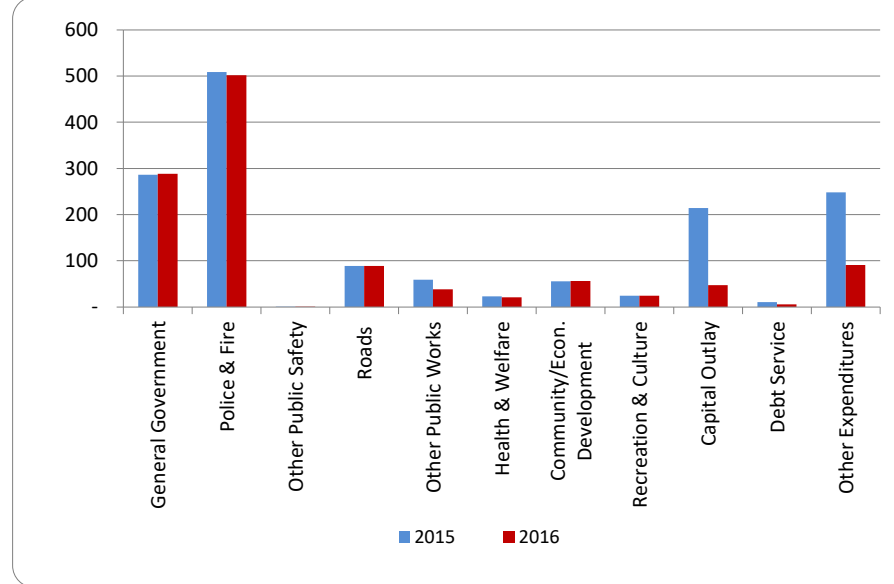
1. Where we spend our money (all governmental funds)



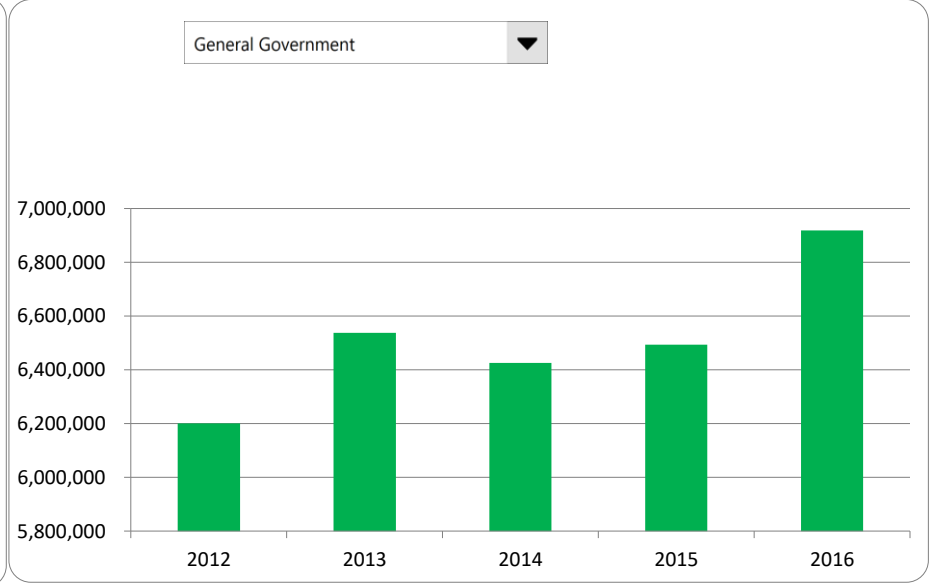
2. Compared to the prior year

	<u>2015</u>	<u>2016</u>	<u>% change</u>
General Government	\$ 6,493,516	\$ 6,918,362	6.54%
Police & Fire	11,535,296	12,035,822	4.34%
Other Public Safety	22,725	24,617	8.33%
Roads	2,022,247	2,129,317	5.29%
Other Public Works	1,335,241	920,257	-31.08%
Health & Welfare	515,966	511,696	-0.83%
Community/Econ. Development	1,264,974	1,358,638	7.40%
Recreation & Culture	561,675	595,005	5.93%
Capital Outlay	4,857,612	1,127,446	-76.79%
Debt Service	248,504	142,879	-42.50%
Other Expenditures	5,631,336	2,175,000	-61.38%
Total Expenditures	\$ 34,489,092	\$ 27,939,039	-18.99%

3. Spending per capita - compared to the prior year



4. Historical trends of individual departments:



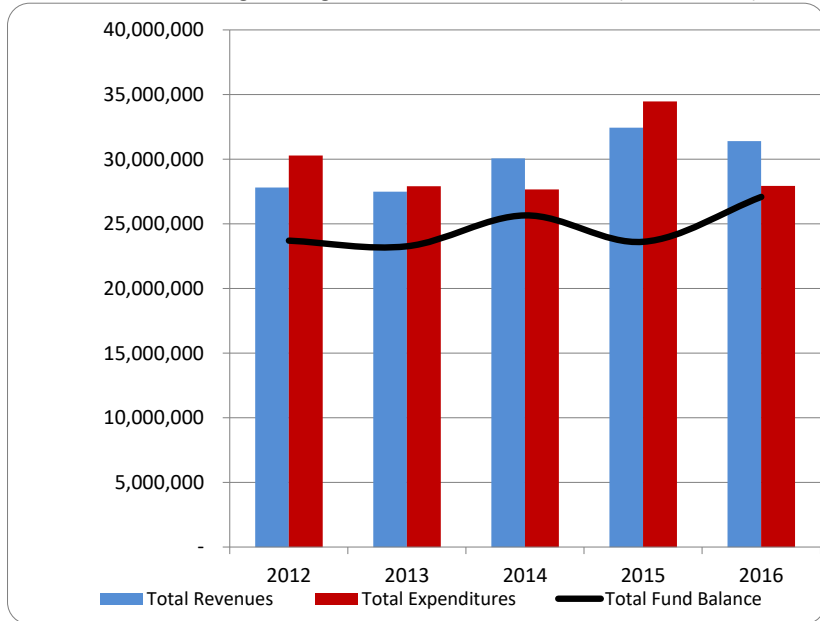
Commentary:

For more information on our unit's finances, contact Kim Wickenheiser at 248-364-6826.

CITIZEN'S GUIDE TO LOCAL UNIT FINANCES - City of Auburn Hills (63-2005)

FINANCIAL POSITION

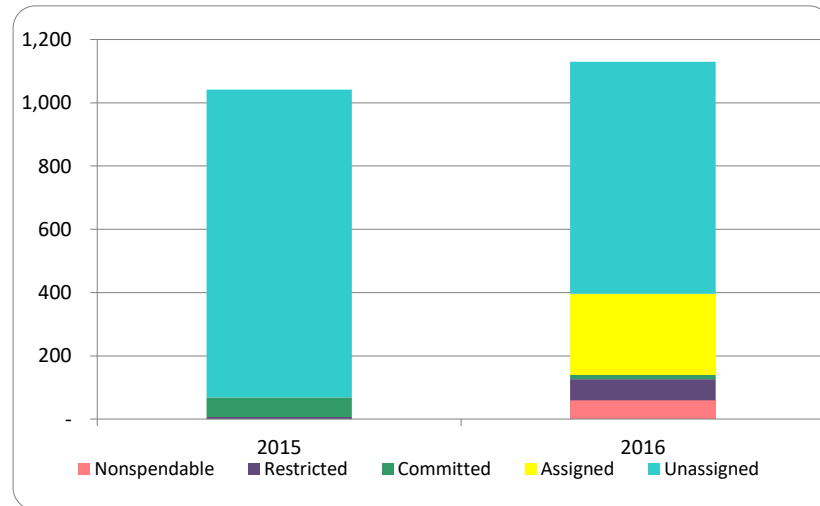
1. How have we managed our governmental fund resources (fund balance)?



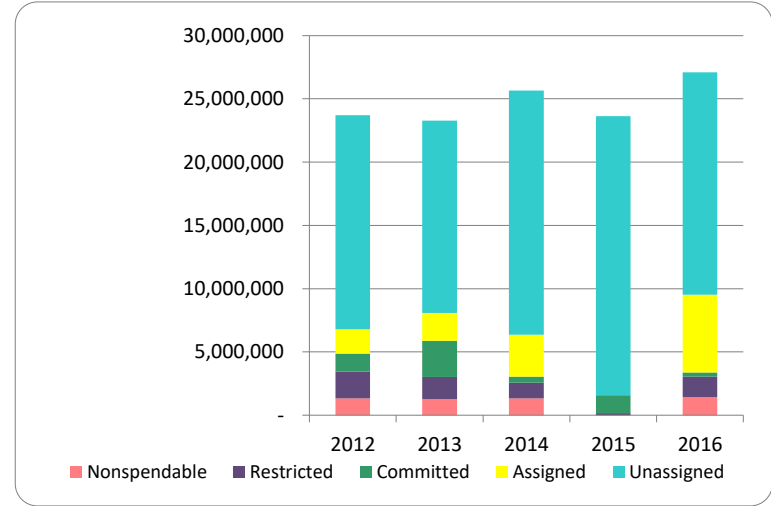
2. Compared to the prior year

	2015	2016	% change
Revenue	32,443,340	31,417,238	-3.16%
Expenditures	34,489,092	27,939,039	-18.99%
Surplus (shortfall)	(2,045,752)	3,478,199	-270.02%
Fund balance, by component:			
Nonspendable	-	1,424,092	N/A
Restricted	161,532	1,612,102	898.01%
Committed	1,407,692	348,162	-75.27%
Assigned	-	6,125,865	N/A
Unassigned	22,049,051	17,582,490	-20.26%
total fund balance	23,618,275	27,092,711	14.71%

3. Fund balance per capita - compared to the prior year



4. Historical trends of individual components



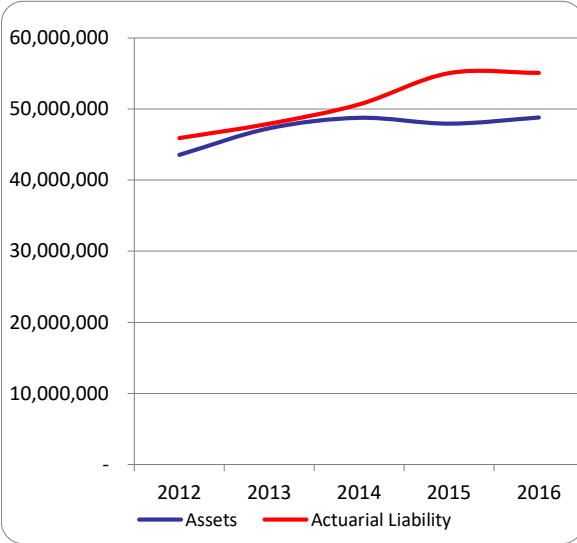
Commentary:

For more information on our unit's finances, contact Kim Wickenheiser at 248-364-6826.

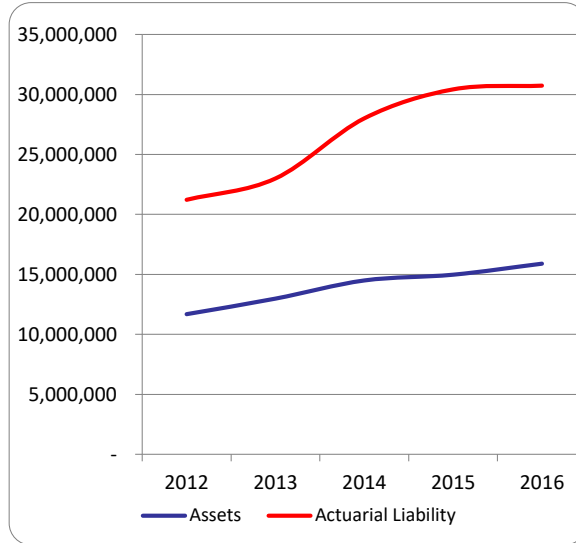
CITIZEN'S GUIDE TO LOCAL UNIT FINANCES - City of Auburn Hills (63-2005)

OTHER LONG TERM OBLIGATIONS

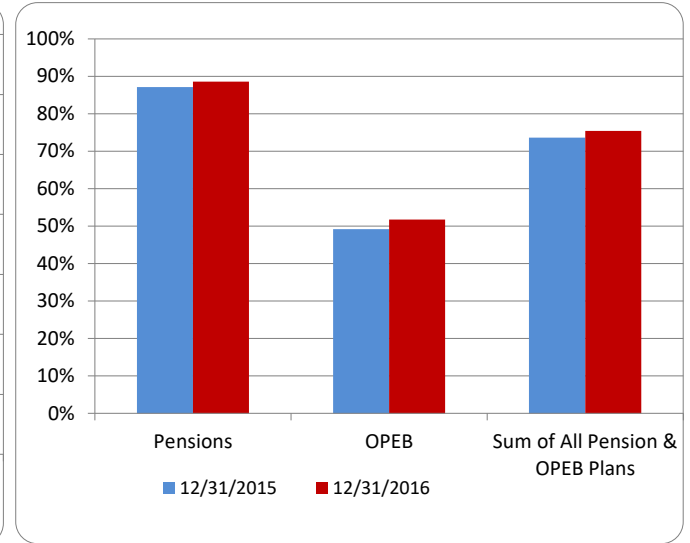
1. Pension funding status



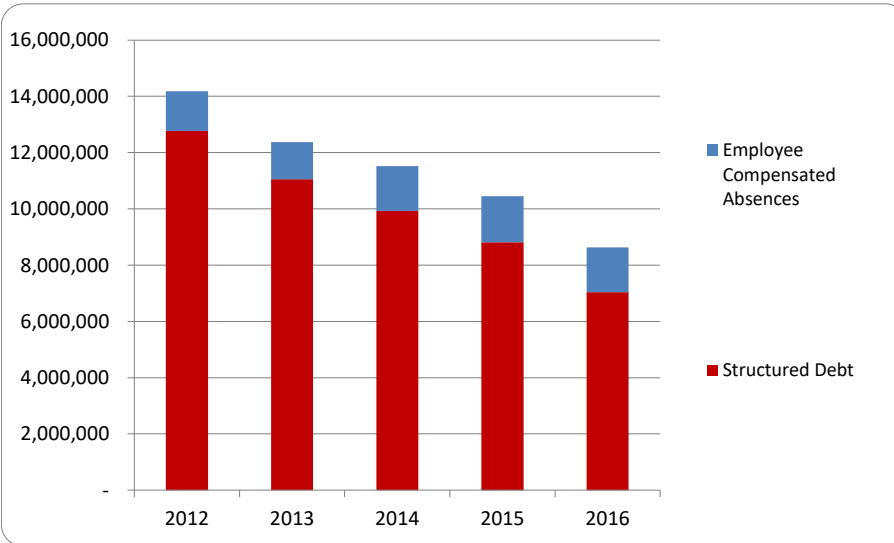
2. Retiree Health care funding status



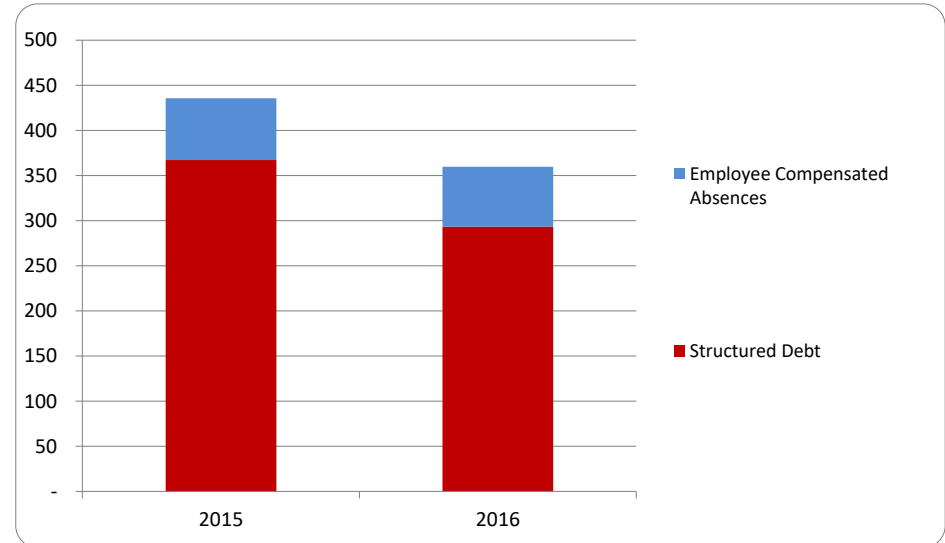
3. Percent funded - compared to the prior year



4. Long Term Debt obligations:



5. Debt & other long term obligations per capita - compared to the prior year



Commentary:

For more information on our unit's finances, contact Kim Wickenheiser at 248-364-6826.